





Wanna Learn
How to Draw
Something like
This??



I gotchu!

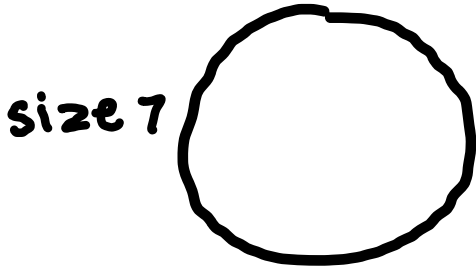


Pt. 1 Drawing

My brush:


size 7 or 6
color black

1. Draw Circle



it doesn't have to be perfect


2. Draw an oval and duplicate



3. Draw 2 more ovals and fill in



4. Draw Eyelids



Optional

size 4
Add underlids



5. Draw a mouth




6. Draw Eyebrows



Here are different mouths and eyebrows!!



Here are different eyes!



You're Done with Pt. 1!

You can mix them up if you want!

Pt. 2 Coloring

My Brush
size: 7 or 8
color: variety
of colors

1.



2.



3.



4.



5.



6.



Optional Steps

7. Switch to Pencil 8. Press harder



Slightly use
the side of your apple
pen and color the side



on the very
side of the
face


Optional Step!

Draw a little drawing
to go with the face



DONE!!

CONGRATS! YOU NOW KNOW
How to Draw...



A CRUSED EMOJI

